

Spelling



Please find below the fortnightly spelling lists for each year group. As part of the curriculum, children will have daily spelling sessions where they will explore the spelling rule and have time to practise the words from the spelling list. At the end of the 2-week unit, they will be 'quizzed' on the 8 listed words plus 2 mystery words that follow the fortnightly rule. They will have the chance to receive praise points during the quiz. Some children may be given a different list of words to take home that their teacher believes will support their individual learning journey. To support your child with learning their spellings at home, we have listed a few ideas to help make spelling fun!

Year 3 – Autumn 1

<p><i>Week 1 & 2</i> What is the rule? Homophones</p>	<p><i>Week 3 & 4</i> What is the rule? What is the rule? When adding -ing, --ed, -er, -est, -y double the consonant</p>	<p><i>Week 5 & 6</i> What is the rule? Apostrophe to show contraction</p>
<p>Retrieval focus: What is a homophone?</p> <p>Word list: There Their They're Here Hear Blue Blew To Too Two</p>	<p>Retrieval focus: What is a vowel? What is a consonant? Short and long vowel sounds.</p> <p>Word list: Patting Patted Running Runner Humming Hummed Sadder Saddest Slipped Dropped</p>	<p>Retrieval focus: adding -ing, --ed, -er, -est, -y double the consonant</p> <p>Word list: Can't Didn't Don't Hasn't Shouldn't Couldn't Wouldn't It's I'll I'm</p>

Year 4 – Autumn 1

<p><i>Week 1 and 2</i> What is the rule? Words with ai sound spelt ei, igh or ey (vein, eight).</p>	<p><i>Week 3 and 4</i> What is the rule? Words with the sh sound spelt ch.</p>	<p><i>Week 5 and 6</i> What is the rule? Words with the s sounds spelt sc.</p>
<p>Retrieval focus: Possessive apostrophe with plural words.</p> <p>Word list : Eight Weight Reign Vein Rein Prey They Obey</p>	<p>Retrieval focus: Homophones</p> <p>Word list: Chef Brochure Parachute Machine Moustache Chute Fuchsia Crotchet</p>	<p>Retrieval focus: HFW</p> <p>Word list: Scene Science Fascinate Scent Discipline Ascent Scissors Descent</p>

Year 5 – Autumn 1

<p>Week 1 and 2</p> <p>What is the rule? words ending in ---able / -ible</p>	<p>Week 3 and 4</p> <p>What is the rule? words ending in '-ably' and '-ibly'</p>	<p>Week 5 and 6</p> <p>The sound /shul/ can be spelt -cial or -tial.</p>
<p>Retrieval focus: Silent letters</p> <p>Word list: Horrible Terrible Possible Available Reversible Disposable Legible Adorable</p>	<p>Retrieval focus: -able / -ible</p> <p>Word list: Horribly Adorably Sensibly Reliably Respectably Agreeably Distinguishably</p>	<p>Retrieval focus: -ably / ibly</p> <p>Word list: Special Essential Potential Artificial Official Spatial Crucial Glacial</p>




Year 6 – Autumn 1

<p>Week 1 and 2</p> <p>What is the rule? Homophones <u>in context</u></p>	<p>Week 3 and 4</p> <p>What is the rule? Short vowel double consonant</p>	<p>Week 5 and 6</p> <p>What is the rule? 'sion' ending</p>
<p>Retrieval focus: Contractions</p> <p>Word List: their there they're to two too witch which</p>	<p>Retrieval focus: Homophones in context</p> <p>Word List: brilliant collection traffic channel difficult address success stopping</p>	<p>Retrieval focus: Short vowel double consonant</p> <p>Word List: permission aggression impression mathematician division nation musician explanation</p>



How can I practise my spellings at home?

Here are some useful ideas, games and web links to help your child practise their spellings at home.

<p>Letter Magnets Spell your words out using magnetic letters</p> 	<p>Playdough Make your spellings using playdough to form each letter</p> 
<p>Backwards Words Write your spelling word and then write it backwards thinking carefully about the pattern of the letters.</p> <p>BACKWARDS SDRAWKCAB</p>	<p>Alphabetical Order Can you write your spelling words down in alphabetical order?</p> <p>ABCDEFGHIJKLMNOPQRSTUVWXYZ</p>
<p>Across and Down Write your spelling words out in creative ways to help you to remember them!</p> <p>Example x a m p l e</p>	<p>Spelling Flowers Draw a flower and plot the letters onto the petals—don't forget to count how many letter and petals there are!</p> 

1. *That's an order!* Write your words out in alphabetical order.
2. *Super Sentences* - Write a super sentence for each one of your spelling words.
3. *Rainbow words* - Write your spelling word and trace over it 5 times using a different colour each time.
4. *Bubble letters* - Write your spelling words in bubble letters.
5. *Acrostic Poems* - Create an acrostic poem for 5 of your words. Example: snow: Soft and fluffy, Never warm, Open the door, Wade in the cold
6. *Make a Wordsearch* - Make a wordsearch using a grid of all your spelling words. Come back and find your words.
7. *Look, Cover, Write, Check* - Look at the spelling Cover the spelling up Write it down Check to see if it's correct
8. *Highlight it!* - Write the words using a different colour for the parts that follow the same pattern or rule (e.g. silent letters: Knight, Knee, island, lamb)

Online Games:

- http://www.learninggamesforkids.com/spelling_games.html
- <http://www.bbc.co.uk/skillswise/game/en21watc-game-paris-word>
- <https://www.spellingcity.com/spelling-games-vocabulary-games.html>
- [PhonicsPlay](#)
- [spelling - Topmarks Search](#)