

# Welcome to Year 3

September 2021



**Frimley Church of England Junior School**

# Meet the Year 3 Team

**Mrs Reehal**

**Miss Withers**

**Mr Payne**

**Year Leader**

**Class Teacher**

**Class Teacher**

**3R class**

**3W class**

**3P class**

**Mrs Payne**

**Mrs Halsey**

**Mrs Romp**

**Mrs Lambert-Gough**

**Learning Support Assistant**

**Learning Support Assistant**

**Learning Support Assistant**

**Learning Support Assistant**

**Mrs Chappelow**

**Mrs Mizen**

**Mrs Whiting**

**Enrichment Teacher**

**Enrichment Teacher**

**Enrichment Teacher**

**Outdoor Learning**

**Art/DT and class cover**

**Music/ French**

**Mrs Romp**

**Swimming teacher**



**Frimley Church of England Junior School**

# Year 3 is all about...

- Settling into Frimley
- Developing as Frimley LEARNERS
- Taking more responsibility, becoming more independent and organised as learners
- Striving to be the best they can be
- Having a positive mindset



# Timetable (incl. Enrichment)

Year 3 Autumn 1	8.50-9	9.00-10.00	10.00-10.30	10.30-10.45	10.45-12.15	12.15-12.30	12.30-13.30	13.30-13.45	13.45-14.30	14.30-15.25
<b>Monday</b>	Handwriting	Maths	Reading	Break	Phonics Spellings English	Class Reader	Lunch	Assembly	Wider Curriculum	
<b>Tuesday</b>	Enrichment				Enrichment			Assembly	Spellings Reading	Active Maths
<b>Wednesday</b>	Handwriting	Maths	Reading		Phonics Spellings English	Class Reader		Assembly	Wider Curriculum	
<b>Thursday</b>	Handwriting	Maths	Reading		Phonics Spellings English	Class Reader		PE		Wider Curriculum
<b>Friday</b>	Handwriting	Maths	Reading		Phonics Spellings English	Class Reader		Assembly	Feel Good Friday PSHE	

An example of a weekly timetable.



**Frimley Church of England Junior School**

# Enrichment

Is now be made up of 3 lessons:

- Art and DT- Mrs Mizen
- Enrichment- Mrs Chappelow
- Music and French - Mrs Whiting



**Frimley Church of England Junior School**

# Enrichment

Enrichment time will be every Tuesday.

Enrichment lessons will be on a three week rotation, so your child will have three weeks in a row of one of the areas and then classes will swap over.



**Frimley Church of England Junior School**

# Themes this year...

Each half term we have a theme to your child's learning. Where possible learning will be linked to this theme. The optional topic homework also links to the theme and allows your child to express the theme through creativity.

Autumn 1 – Courage

Autumn 2 – Courage

Spring 1 – Discovery

Spring 2 – Bravery

Summer 1 – Achievement

Summer 2 – Growth



**Frimley Church of England Junior School**

# The behaviour system

This has been reviewed this year. The emphasis still remains on:

- Celebrating the successes of our children
- Focusing on positivity; the praising and reinforcement of good behaviour and good work ethic
- Closely linking praise with our school values
- Earning rewards, both individually and collaboratively

We have a new set of **Golden Rules**, again linked to our school values.

Children will continue to earn points for themselves and their House teams. These are now called **Praise Points**.

A letter with some more detailed information will be sent to parents on Thursday 16<sup>th</sup> September.



**Frimley Church of England Junior School**



# Lifelong Learners...

Learning together and independently

Enthusiastic

Ambitious

Risk-taker

Naturally curious

Enterprising

Resilient

Self-aware



**Frimley Church of England Junior School**

# Frimley Learner Passport

Children work towards becoming an Ultimate Frimley Learner by demonstrating the different attributes inside and outside of school.

With the teacher, they sign off when they feel they have achieved a particular task. When they have had 3 activities signed off (in an attribute) by their teacher/LSA/member of staff they then take the passport home to complete an activity at home (to demonstrate the learner attribute). This is then signed off by a parent/carer.

At this stage, children present their booklet to Mrs Wright to be awarded their attribute certificate. When all attributes have been completed, the child earns the Ultimate Frimley Learner badge.



**Frimley Church of England Junior School**

# Homework



My Maths – weekly

Times Tables Rockstars – 10 minutes per day

SPAG – weekly

Reading – at least 10 minutes 3 x a week (to an adult)

Set every Monday. To be completed by the following Monday.


The log in details are stuck in the front of their diaries.



**Frimley Church of England Junior School**



# Home learning (optional extra)



## Wider Curriculum Homework

You could complete one, or more, of the following options or create something else to show what you have learnt about this term's theme.

Bring it to your *share my topic homework day* (ask your teacher for details)



create a piece of art work

write a story/poem/newspaper article etc

make a model

make a game

go on a visit

Read a book linked to your topic and review it

make a poster

follow a recipe

plan and do an experiment linked to your topic



Learn a new skill



create an informative leaflet



design a costume



make a video

make a fact file

write some word problems for maths



Based around each term's theme.

# Useful websites



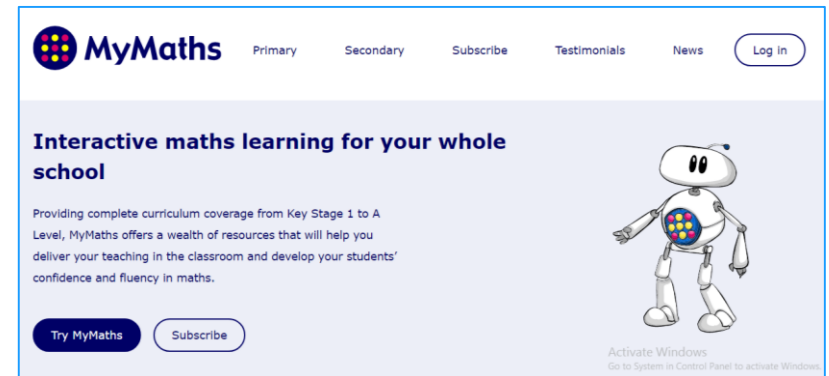
<https://trockstars.com/>



<https://www.spag.com/>



<http://frimley.surrey.sch.uk>



<https://login.mymaths.co.uk/>

# PE and Sport

Children need to wear their full PE kit to school (both outdoor and indoor) on our PE days.

PE is on a Thursday.

Please ensure jewellery is removed on PE days.





# Uniform

Wearing the correct uniform to school is important. Please support us in ensuring your child comes to school wearing their uniform in a smart way.

Please label all clothing!



**Frimley Church of England Junior School**

# Painting shirt or apron

Children will take part in art lessons at various points throughout the year.

Please could your child bring in a named old shirt or apron to use during these lessons to help keep their uniform clean. These can be kept in school throughout the year.



**Frimley Church of England Junior School**



# Equipment



A named water bottle

A sensible sized pencil case (to fit inside their drawer) containing:

- HB Pencils
- Green biro
- Colouring pencils
- Highlighters
- Scissors
- Rubber
- Sharpener
- Glue stick
- Ruler (30cm – not a flexi rule!)
- Dry-wipe whiteboard pen – vital!



**Frimley Church of England Junior School**

# How can I help my child?

Arrive on time for school via the Year 3 Gate.



Listen to your child read everyday and discuss what you have read!



Practice Times Tables.

Practice spellings.





# If I need to contact the teacher

- Write a note in your child's homework diary.
- See the class teacher the end of the day.
- Make an appointment via the office (phone or email)



Parents' Consultation Evening






# Dates for diaries

- Year 3 Bush Craft Day (3R 23<sup>rd</sup> September, 3W 24<sup>th</sup> September and 3P 27<sup>th</sup> September)
- Parents consultations (12<sup>th</sup> and 14<sup>th</sup> October)
- Trips tbc



# Communication...

**Twitter**    frimleyjunior



Website: <http://frimley.surrey.sch.uk>



School Newsletters fortnightly (Thurs)



Parent Consultation Evenings





## **How can I get involved?**

If you are interested in helping out with school trips and visits or have a special talent/ job that you would like to share with the children, then please contact your class teacher.

At present, we are limiting the number of visitors in school but this may change

# Parent's handbook

- On the school website under: Parents
- Letters and forms



**Frimley Church of England Junior School**