

Spelling



Please find below the fortnightly spelling lists for each year group. As part of the curriculum, children will have daily spelling sessions where they will explore the spelling rule and have time to practise the words from the spelling list. At the end of the 2-week unit, they will be 'quizzed' on the 8 listed words plus 2 mystery words that follow the fortnightly rule. They will have the chance to receive praise points during the quiz. Some children may be given a different list of words to take home that their teacher believes will support their individual learning journey. To support your child with learning their spellings at home, we have listed a few ideas to help make spelling fun!

Year 3 - Spring 1

<i>Week 1 & 2</i>	<i>Week 3 & 4</i>	<i>Week 5 & 6</i>
<i>The /l/ sound spelt -le or -el at the end of words</i>	<i>Silent letter</i>	<i>Words ending in -tion</i>
<p>Retrieval focus: Homophones</p> <p>Word list: Camel Tunnel Squirrel Travel Towel Tinsel Kettle Title Staple Tickle</p>	<p>Retrieval focus: The /l/ sound spelt -le or -el at the end of words</p> <p>Word list: Gnaw Knee Know Knock Write Wrong Wrap Climb Comb</p>	<p>Retrieval focus: Silent letter</p> <p>Word list: Station Fiction Motion National Section Operation Situation Ambition Position</p>


Year 4 - Spring 1

<i>Week 1 & 2:</i>	<i>Week 3 & 4:</i>	<i>Week 5 & 6:</i>
<i>Suffix '-ous'</i>	<i>Prefixes 'in-', 'il-', 'im-' and 'ir-'</i>	<i>The /ʌ/ sound spelt 'ou'</i>
<p>Retrieval focus: Homophones and near homophones</p> <p>Word list: Famous Various Glorious Courageous Spacious Humorous Dangerous Adventurous</p>	<p>Retrieval focus: Suffix '-ous'</p> <p>Word list: Incorrect Inaccurate Illegal Illegible Impossible Improve Irrelevant Irregular</p>	<p>Retrieval focus: Prefixes 'in-', 'il-', 'im-' and 'ir-'</p> <p>Word list: Double Trouble Enough Touch Country Courage Young Cousin</p>

Year 5 - Spring 1

Week 1 and 2	Week 3 and 4	Week 5 and 6
Words containing the letter-string ough	Words with the ending shus spelt cious/tious	Words with the schwa (ure) sound
<p><u>Retrieval focus:</u> I before e except after c</p> <p>Word list:</p> <ol style="list-style-type: none"> 1. Bought 2. Thought 3. Fought 4. Enough 5. Tough 6. Rough 7. Although 8. Dough 	<p><u>Retrieval focus:</u> Words containing the letter-string ough</p> <p>Word list:</p> <ol style="list-style-type: none"> 1. Nutritious 2. Conscientious 3. Scrumptious 4. Cautious 5. Ambitious 6. Pretentious 7. Superstitious 8. Infectious 	<p><u>Retrieval focus:</u> Words with the ending shus spelt cious/tious</p> <p>Word list:</p> <ol style="list-style-type: none"> 1. Measure 2. Creature 3. Temperature 4. Feature 5. Culture 6. Mixture 7. Leisure 8. Picture




Year 6 - Spring 1

Week 1 and 2	Week 3 and 4	Week 5 and 6
Possessive apostrophes	Endings which are spelt -cious or -tious	Endings which sound like 'shul'
<p><u>Retrieval focus:</u> The suffix -ly</p> <p>Word list: (the apostrophe shows possession - in these examples, apostrophe goes before the 's' for singular and after the 's' for plural) Friend's Friends' Animal's Animals' Teacher's Teachers' In these examples, the noun is plural so the apostrophe goes before the 's': Children's People's</p> <p>For more guidance, visit How to use possessive apostrophes - BBC Bitesize</p> 	<p><u>Retrieval focus:</u> The -ous suffix</p> <p>Word list: Delicious Precious Cautious Suspicious Conscious Ambitious Gracious Malicious</p>	<p><u>Retrieval focus:</u> 'I' before 'e' except after 'c'</p> <p>Word list: official special artificial partial confidential essential beneficial torrential</p>



How can I practise my spellings at home?

Here are some useful ideas, games and web links to help your child practise their spellings at home.

<p>Letter Magnets Spell your words out using magnetic letters</p> 	<p>Playdough Make your spellings using playdough to form each letter</p> 
<p>Backwards Words Write your spelling word and then write it backwards thinking carefully about the pattern of the letters.</p> <p>BACKWARDS SDRAWKCAB</p>	<p>Alphabetical Order Can you write your spelling words down in alphabetical order?</p> <p>ABCDEFGHIJKLMNOPQRSTUVWXYZ</p>
<p>Across and Down Write your spelling words out in creative ways to help you to remember them!</p> <p>Example x a m p l e</p>	<p>Spelling Flowers Draw a flower and plot the letters onto the petals—don't forget to count how many letter and petals there are!</p> 

1. *That's an order!* Write your words out in alphabetical order.
2. *Super Sentences* - Write a super sentence for each one of your spelling words.
3. *Rainbow words* - Write your spelling word and trace over it 5 times using a different colour each time.
4. *Bubble letters* - Write your spelling words in bubble letters.
5. *Acrostic Poems* - Create an acrostic poem for 5 of your words. Example: snow: Soft and fluffy, Never warm, Open the door, Wade in the cold
6. *Make a Wordsearch* - Make a wordsearch using a grid of all your spelling words. Come back and find your words.
7. *Look, Cover, Write, Check* - Look at the spelling Cover the spelling up Write it down Check to see if it's correct
8. *Highlight it!* - Write the words using a different colour for the parts that follow the same pattern or rule (e.g. silent letters: Knight, Knee, island, lamb)

Online Games:

- http://www.learninggamesforkids.com/spelling_games.html
- <http://www.bbc.co.uk/skillswise/game/en21watc-game-paris-word>
- <https://www.spellingcity.com/spelling-games-vocabulary-games.html>
- [PhonicsPlay](#)
- [spelling - Topmarks Search](#)