

Spelling



Please find below the fortnightly spelling lists for each year group. As part of the curriculum, children will have spelling sessions where they will explore the spelling rule and have time to practise the words from the spelling list. Some children may be given a different list of words to take home that their teacher believes will support their individual learning journey. To support your child with learning their spellings at home, we have listed a few ideas to help make spelling fun! Spelling sessions will commence w/c 16th September.

Year 3 -

<i>Week 1 and 2</i>	<i>Week 3 and 4</i>	<i>Week 5 and 6</i>
<i>What is the rule? Suffix 'ly'</i>	<i>What is the rule? Suffix 'ward' and 's' ending</i>	<i>What is the rule? Plural endings</i>
<i>Retrieval focus: homophone</i> <i>Slowly</i> <i>Gently</i> <i>Happily</i> <i>Simply</i> <i>Possibly</i> <i>actually</i> <i>Carefully</i> <i>Accidently</i>	<i>Retrieval focus: suffix 'ly'</i> <i>afterwards</i> <i>Awkward</i> <i>Awkwardly</i> <i>backwards</i> <i>forward</i> <i>Forwards</i> <i>Towards</i>	<i>Retrieval focus: Suffix 'ward' and 's' ending</i> <i>Pencils</i> <i>Tables</i> <i>Glasses</i> <i>Wishes</i> <i>Classes</i> <i>Babies</i> <i>Families</i> <i>Parties</i>

Year 4 -

<i>Week 1 and 2</i>	<i>Week 3 and 4</i>	<i>Week 5 and 6</i>
<i>What is the rule? Root morpheme - 'scribe' and 'act'</i>	<i>What is the rule? Root morpheme - 'note' and 'favour'</i>	<i>What is the rule? Root morpheme - 'exper'</i>
<i>Retrieval focus: homophone</i> <i>Scribble</i> <i>Describe</i> <i>Prescribe</i> <i>Description</i> <i>Actually</i> <i>Activity</i> <i>Interact</i> <i>React</i>	<i>Retrieval focus: 'scribe' and 'act'</i> <i>Notice</i> <i>Notify</i> <i>Notion</i> <i>Favour</i> <i>Favourite</i> <i>Favouritism</i> <i>Unfavourable</i>	<i>Retrieval focus: 'note' and 'favour'</i> <i>Experience</i> <i>Experiencing</i> <i>Experiment</i> <i>Experimenting</i> <i>Expert</i> <i>Expertise</i>

Year 5 - Autumn 1

<p>Week 1 and 2</p> <p>What is the rule? words ending in --able / -ible</p>	<p>Week 3 and 4</p> <p>What is the rule? words ending in '-ably' and '-ibly'</p>	<p>Week 5 and 6</p> <p>What is the rule? The sound /shul/ can be spelt -cial or -tial.</p>
<p>Retrieval focus: Silent letters</p> <p>horrible terrible possible available reversible disposable legible adorable</p>	<p>Retrieval focus: -able / -ible</p> <p>horribly adorably sensibly reliably respectably agreeably distinguishably incredibly</p>	<p>Retrieval focus: -ably / ibly</p> <p>special essential potential artificial official spatial crucial glacial</p>




Year 6 - Autumn 1

<p>Week 1 and 2</p> <p>What is the rule? Homophones <u>in context</u></p>	<p>Week 3 and 4</p> <p>What is the rule? Short vowel, double consonant</p>	<p>Week 5 and 6</p> <p>What is the rule? 'sion' ending</p>
<p>Retrieval focus: Contractions</p> <p>their there they're to two too witch which</p>	<p>Retrieval focus: Homophones in context</p> <p>brilliant collection traffic channel difficult address success stopping</p>	<p>Retrieval focus: Short vowel double consonant</p> <p>permission aggression impression mathematician division nation musician explanation</p>



How can I practise my spellings at home?

Here are some useful ideas, games and web links to help your child practise their spellings at home.

<p>Letter Magnets Spell your words out using magnetic letters</p> 	<p>Playdough Make your spellings using playdough to form each letter</p> 
<p>Backwards Words Write your spelling word and then write it backwards thinking carefully about the pattern of the letters.</p> <p>BACKWARDS SDRAWKCAB</p>	<p>Alphabetical Order Can you write your spelling words down in alphabetical order?</p> <p>ABCDEFGHIJKLMNOPQRSTUVWXYZ</p>
<p>Across and Down Write your spelling words out in creative ways to help you to remember them!</p> <p>Example x a m p l e</p>	<p>Spelling Flowers Draw a flower and plot the letters onto the petals—don't forget to count how many letter and petals there are!</p> 

1. *That's an order!* Write your words out in alphabetical order.
2. *Super Sentences* - Write a super sentence for each one of your spelling words.
3. *Rainbow words* - Write your spelling word and trace over it 5 times using a different colour each time.
4. *Bubble letters* - Write your spelling words in bubble letters.
5. *Acrostic Poems* - Create an acrostic poem for 5 of your words. Example: snow: Soft and fluffy, Never warm, Open the door, Wade in the cold
6. *Make a Wordsearch* - Make a wordsearch using a grid of all your spelling words. Come back and find your words.
7. *Look, Cover, Write, Check* - Look at the spelling Cover the spelling up Write it down Check to see if it's correct
8. *Highlight it!* - Write the words using a different colour for the parts that follow the same pattern or rule (e.g. silent letters: Knight, Knee, island, lamb)

Online Games:

- http://www.learninggamesforkids.com/spelling_games.html
- <http://www.bbc.co.uk/skillswise/game/en21watc-game-paris-word>
- <https://www.spellingcity.com/spelling-games-vocabulary-games.html>
- [PhonicsPlay](#)
- [spelling - Topmarks Search](#)