

# Spelling



Please find below the fortnightly spelling lists for each year group. As part of the curriculum, children will have spelling sessions where they will explore the spelling rule and have time to practise the words from the spelling list. Some children may be given a different list of words to take home that their teacher believes will support their individual learning journey. To support your child with learning their spellings at home, we have listed a few ideas to help make spelling fun!

## Year 3 - Autumn 2

<i>Week 1 and 2</i>	<i>Week 3 and 4</i>	<i>Week 5 and 6</i>
<i>Root morpheme: Possess &amp; Plurals</i>	<i>Suffix: -ous and -ation</i>	<i>Root morpheme: medic &amp; history</i>
<i>Retrieval focus: suffix -ward</i>	<i>Retrieval focus: plurals</i>	<i>Retrieval focus: -ous &amp; -ation</i>
<p><b>Word list:</b>  <i>Possess</i>  <i>Possessed</i>  <i>Possession</i>  <i>Possessive</i>  <i>Possessions</i>  <i>Pencils</i>  <i>Potatoes</i>  <i>Babies</i>  <i>Families</i>  <i>Mouse</i></p>	<p><b>Word list:</b>  <i>Courageous</i>  <i>Dangerous</i>  <i>Mysterious</i>  <i>Humorous</i>  <i>Poisonous</i>  <i>Information</i>  <i>Inspiration</i>  <i>Preparation</i>  <i>Location</i>  <i>Operation</i></p>	<p><b>Word list:</b>  <i>Medical</i>  <i>Medicate</i>  <i>Medication</i>  <i>Medicine</i>  <i>History</i>  <i>Historian</i>  <i>Historical</i>  <i>Prehistoric</i>  <i>Prehistory</i></p>

## Year 4 - Autumn 2

<i>Week 1 and 2</i>	<i>Week 3 and 4</i>	<i>Week 5 and 6</i>
<i>Root morpheme: KNOW and CENT</i>	<i>Root morpheme: CENTRE and CID</i>	<i>Root morpheme: NAT and LIEVE</i>
<i>Retrieval focus: homophone</i>	<i>Retrieval focus: 'know' and 'cent'</i>	<i>Retrieval focus: 'centre' and 'cid'</i>
<p><b>Word list:</b>  <i>Unknown</i>  <i>Knowledge</i>  <i>Knowledgeable</i>  <i>Knowing</i>  <i>Percent</i>  <i>Percentage</i>  <i>Centimetre</i>  <i>Century</i></p>	<p><b>Word list:</b>  <i>Concentrate</i>  <i>Concentrating</i>  <i>Central</i>  <i>Concentration</i>  <i>Accident</i>  <i>Coincident</i>  <i>Incident</i>  <i>Accidental</i></p>	<p><b>Word list:</b>  <i>International</i>  <i>Native</i>  <i>Nature</i>  <i>Natural</i>  <i>Nationality</i>  <i>Believe</i>  <i>Unbelievable</i>  <i>Unbelievably</i></p>

Year 5 - Autumn 2

<p>Week 1 and 2</p> <p>What is the rule? Homophones</p>	<p>Week 3 and 4</p> <p>What is the rule? Single into plural</p>	<p>Week 5 and 6</p> <p>What is the rule? Words with the /i:/sound spelt 'ei' (usually after 'c' - for example, ceiling)</p>
<p>Retrieval focus: -cial / tial</p> <p>Word list: herd / heard past / passed which / witch aloud / allowed reign / rain their / there</p>	<p>Retrieval focus: - homophones</p> <p>Word list: bus / buses baby / babies glass / glasses daisy / daisies potato / potatoes try / tries</p>	<p>Retrieval focus: - single into plural</p> <p>Word list: ceiling vein quiet friend obedient ancient glacier</p>




Year 6 - Autumn 2

<p>Week 1 and 2</p> <p>What is the rule? The suffix 'ly'</p>	<p>Week 3 and 4</p> <p>What is the rule? The suffix 'ous'</p>	<p>Week 5 and 6</p> <p>What is the rule? 'i' before 'e' except after 'c'</p>
<p>Retrieval focus: Homophones in context</p> <p>Word list: really quickly excellently determinedly frantically terribly immediately individually</p>	<p>Retrieval focus: Short vowel, double consonant</p> <p>Word list: joyous dangerous nervous humorous furious ridiculous disastrous mischievous</p>	<p>Retrieval focus: Words with 'sion' endings</p> <p>Word list: receive deceive retrieval believe achieve field receipt ceiling</p>



# How can I practise my spellings at home?

Here are some useful ideas, games and web links to help your child practise their spellings at home.

<p><b>Letter Magnets</b> Spell your words out using magnetic letters</p> 	<p><b>Playdough</b> Make your spellings using playdough to form each letter</p> 
<p><b>Backwards Words</b> Write your spelling word and then write it backwards thinking carefully about the pattern of the letters.</p> <p>BACKWARDS SDRAWKCAB</p>	<p><b>Alphabetical Order</b> Can you write your spelling words down in alphabetical order?</p> <p>ABCDEFGHIJKLMNOPQRSTUVWXYZ</p>
<p><b>Across and Down</b> Write your spelling words out in creative ways to help you to remember them!</p> <p>Example x a m p l e</p>	<p><b>Spelling Flowers</b> Draw a flower and plot the letters onto the petals—don't forget to count how many letter and petals there are!</p> 

1. *That's an order!* Write your words out in alphabetical order.
2. *Super Sentences* - Write a super sentence for each one of your spelling words.
3. *Rainbow words* - Write your spelling word and trace over it 5 times using a different colour each time.
4. *Bubble letters* - Write your spelling words in bubble letters.
5. *Acrostic Poems* - Create an acrostic poem for 5 of your words. Example: snow: Soft and fluffy, Never warm, Open the door, Wade in the cold
6. *Make a Wordsearch* - Make a wordsearch using a grid of all your spelling words. Come back and find your words.
7. *Look, Cover, Write, Check* - Look at the spelling Cover the spelling up Write it down Check to see if it's correct
8. *Highlight it!* - Write the words using a different colour for the parts that follow the same pattern or rule (e.g. silent letters: Knight, Knee, island, lamb)

## Online Games:

- [http://www.learninggamesforkids.com/spelling\\_games.html](http://www.learninggamesforkids.com/spelling_games.html)
- <http://www.bbc.co.uk/skillswise/game/en21watc-game-paris-word>
- <https://www.spellingcity.com/spelling-games-vocabulary-games.html>
- [PhonicsPlay](#)

- [spelling - Topmarks Search](#)