

Spelling



Please find below the fortnightly spelling lists for each year group. As part of the curriculum, children will have spelling sessions where they will explore the spelling rule and have time to practise the words from the spelling list. Some children may be given a different list of words to take home that their teacher believes will support their individual learning journey. To support your child with learning their spellings at home, we have listed a few ideas to help make spelling fun!

Year 3

<i>Week 1 and 2</i>	<i>Week 3 and 4</i>	<i>Week 5 and 6</i>
<i>Root morpheme: Possess & Plurals</i>	<i>Suffix: -ous and -ation</i>	<i>Root morpheme: medic & history</i>
<i>Retrieval focus: suffix -ward</i>	<i>Retrieval focus: plurals</i>	<i>Retrieval focus: -ous & -ation</i>
<p>Word list: <i>Possess</i> <i>Possessed</i> <i>Possession</i> <i>Possessive</i> <i>Possessions</i> <i>Pencils</i> <i>Potatoes</i> <i>Babies</i> <i>Families</i> <i>Mouse</i></p>	<p>Word list: <i>Courageous</i> <i>Dangerous</i> <i>Mysterious</i> <i>Humorous</i> <i>Poisonous</i> <i>Information</i> <i>Inspiration</i> <i>Preparation</i> <i>Location</i> <i>Operation</i></p>	<p>Word list: <i>Medical</i> <i>Medicate</i> <i>Medication</i> <i>Medicine</i> <i>History</i> <i>Historian</i> <i>Historical</i> <i>Prehistoric</i> <i>Prehistory</i></p>

Year 4

<i>Week 1 and 2</i>	<i>Week 3 and 4</i>	<i>Week 5 and 6</i>
<i>Root morpheme: -lieve and -gram</i>	<i>Root morpheme: c and sc as /s/ and 'ch'</i>	<i>Root morpheme: 'que', 'que' and the extra 'u'</i>
<i>Retrieval focus: homophone</i>	<i>Retrieval focus: 'know' and 'cent'</i>	<i>Retrieval focus: 'centré' and 'cid'</i>
<p>Word list: <i>believe</i> <i>believing</i> <i>disbelieve</i> <i>unbelievable</i> <i>diagram</i> <i>grammar</i> <i>program</i> <i>programming</i></p>	<p>Word list: <i>decide</i> <i>decision</i> <i>exercise</i> <i>circle</i> <i>medicine</i> <i>science</i> <i>character</i> <i>chef</i> <i>school</i> <i>machine</i></p>	<p>Word list: <i>antique</i> <i>league</i> <i>tongue</i> <i>unique</i> <i>question</i> <i>guessed</i> <i>build</i> <i>guard</i> <i>guide</i></p>

Year 5

Week 1 and 2	Week 3 and 4	Week 5 and 6
Words containing the letter-string ough	Words with the ending shus spelt cious/tious	Words with the (ure) sound
<u>Retrieval focus:</u> I before e except after c	<u>Retrieval focus:</u> Words containing the letter-string ough	<u>Retrieval focus:</u> Words with the ending 'shus' spelt cious/tious
bought thought fought enough tough rough although dough	nutritious conscientious scrumptious cautious ambitious pretentious superstitious infectious	measure creature temperature feature culture mixture leisure picture




Year 6

Week 1 and 2	Week 3 and 4	Week 5 and 6
Whats is the rule? Endings which are spelt -cious or -tious	What is the rule? Endings which sound like 'shul'	What is the rule? Silent letters
<u>Retrieval focus:</u> The -ous suffix	<u>Retrieval focus:</u> 'I' before 'e' except after 'c'	<u>Retrieval focus:</u> The -ous suffix
<u>Word list:</u> Delicious Precious Cautious Suspicious Conscious Ambitious Gracious Malicious	<u>Word list:</u> official special artificial partial confidential essential beneficial torrential	<u>Word list:</u> thumb knew wrong mortgage receipt knowledge answer glisten



How can I practise my spellings at home?

Here are some useful ideas, games and web links to help your child practise their spellings at home.

<p>Letter Magnets Spell your words out using magnetic letters</p> 	<p>Playdough Make your spellings using playdough to form each letter</p> 
<p>Backwards Words Write your spelling word and then write it backwards thinking carefully about the pattern of the letters.</p> <p>BACKWARDS SDRAWKCAB</p>	<p>Alphabetical Order Can you write your spelling words down in alphabetical order?</p> <p>ABCDEFGHIJKLMNOPQRSTUVWXYZ</p>
<p>Across and Down Write your spelling words out in creative ways to help you to remember them!</p> <p>Example x a m p l e</p>	<p>Spelling Flowers Draw a flower and plot the letters onto the petals—don't forget to count how many letter and petals there are!</p> 

1. *That's an order!* Write your words out in alphabetical order.
2. *Super Sentences* - Write a super sentence for each one of your spelling words.
3. *Rainbow words* - Write your spelling word and trace over it 5 times using a different colour each time.
4. *Bubble letters* - Write your spelling words in bubble letters.
5. *Acrostic Poems* - Create an acrostic poem for 5 of your words. Example: snow: Soft and fluffy, Never warm, Open the door, Wade in the cold
6. *Make a Wordsearch* - Make a wordsearch using a grid of all your spelling words. Come back and find your words.
7. *Look, Cover, Write, Check* - Look at the spelling Cover the spelling up Write it down Check to see if it's correct
8. *Highlight it!* - Write the words using a different colour for the parts that follow the same pattern or rule (e.g. silent letters: Knight, Knee, island, lamb)

Online Games:

- http://www.learninggamesforkids.com/spelling_games.html
- <http://www.bbc.co.uk/skillswise/game/en21watc-game-paris-word>
- <https://www.spellingcity.com/spelling-games-vocabulary-games.html>
- [PhonicsPlay](#)
- [spelling - Topmarks Search](#)