

Spelling



Please find below the fortnightly spelling lists for each year group. As part of the curriculum, children will have daily spelling sessions where they will explore the spelling rule and have time to practise the words from the spelling list. At the end of the 2-week unit, they will be 'quizzed' on the 8 listed words plus 2 mystery words that follow the fortnightly rule. They will have the chance to receive praise points during the quiz. Some children may be given a different list of words to take home that their teacher believes will support their individual learning journey. To support your child with learning their spellings at home, we have listed a few ideas to help make spelling fun!

Year 3 – Spring 2

Week 1 & 2	Week 3 & 4	Week 5 & 6
When adding -ing, --ed, -er, -est, -y double the consonant	-le ending	-el ending
Retrieval focus: Vowel and consonants Short and long vowel sounds Word list: Patting Running Fatter Hummed Sadder Trapped Slipped Dropped	Retrieval focus: /l/ sounds: l, ll, le, Word list: Table Little Apple Bottle Middle Gentle Marble Trouble	Retrieval focus: /el/ sounds - schwa 'u' sound before /l/ (el, al, il) Word list: Camel Tunnel Towel Tinsel Angel Parcel Squirrel Travel

Year 4 – Spring 2

Week 1 and 2	Week 3 and 4	Week 5 and 6
Prefixes 'anti-' and 'inter-'	Words with ending sounding shun: tion, sion, ssion, cian	Homophones and near homophones
Retrieval focus: Homophones Word list: Interact Intercity Internet Interrupt Antibiotic Antiseptic Antifreeze Anticlockwise	Retrieval focus: Possessive apostrophe with singular proper nouns Word list: Magician Optician Explosion Extension Mission Session Fraction Fiction	Retrieval focus: Possessive apostrophe for plurals Word list: Seen / scene Mail / male Bawl / ball

Year 5 – Spring 2

Week 1 and 2	Week 3 and 4	Week 5 and 6
Homophones	Single into plural	Words with the /i:/sound spelt 'ei' (usually after 'c' – for example, ceiling)
Retrieval focus: -cial / tial Word list: herd / heard past / passed which / witch aloud / allowed Reign / rain their / there	Retrieval focus: - homophones Word list: bus / buses baby / babies glass / glasses daisy / daisies potato / potatoes try / tries	Retrieval focus: - single into plural Word list: Ceiling vein quiet friend obedient ancient glacier




Year 6 – Spring 2

Week 1 and 2	Week 3 and 4	Week 5 and 6
Words containing the letter-string ough	-cial / - tial ending	-ible / -able
Retrieval focus: Words with the ending shus spelt cious/tious Word list : bought thought fought enough tough rough although dough	Retrieval focus: Words containing the letter-string ough Word list: official special artificial partial confidential essential beneficial torrential	Retrieval focus: -cial / - tial ending Word list: adorable enjoyable considerable comfortable possible terrible incredible reliable



How can I practise my spellings at home?

Here are some useful ideas, games and web links to help your child practise their spellings at home.

<p>Letter Magnets Spell your words out using magnetic letters</p> 	<p>Playdough Make your spellings using playdough to form each letter</p> 
<p>Backwards Words Write your spelling word and then write it backwards thinking carefully about the pattern of the letters.</p> <p>BACKWARDS SDRAWKCAB</p>	<p>Alphabetical Order Can you write your spelling words down in alphabetical order?</p> <p>ABCDEFGHIJKLMNOPQRSTUVWXYZ</p>
<p>Across and Down Write your spelling words out in creative ways to help you to remember them!</p> <p>Example x a m p l e</p>	<p>Spelling Flowers Draw a flower and plot the letters onto the petals—don't forget to count how many letter and petals there are!</p> 

1. *That's an order!* Write your words out in alphabetical order.
2. *Super Sentences* - Write a super sentence for each one of your spelling words.
3. *Rainbow words* - Write your spelling word and trace over it 5 times using a different colour each time.
4. *Bubble letters* - Write your spelling words in bubble letters.
5. *Acrostic Poems* - Create an acrostic poem for 5 of your words. Example: snow: Soft and fluffy, Never warm, Open the door, Wade in the cold
6. *Make a Wordsearch* - Make a wordsearch using a grid of all your spelling words. Come back and find your words.
7. *Look, Cover, Write, Check* - Look at the spelling Cover the spelling up Write it down Check to see if it's correct
8. *Highlight it!* - Write the words using a different colour for the parts that follow the same pattern or rule (e.g. silent letters: Knight, Knee, island, lamb)

Online Games:

- http://www.learninggamesforkids.com/spelling_games.html
- <http://www.bbc.co.uk/skillswise/game/en21watc-game-paris-word>
- <https://www.spellingcity.com/spelling-games-vocabulary-games.html>
- [PhonicsPlay](#)
- [spelling - Topmarks Search](#)